



Ocean City Music Pier

Technical Rider



City of Ocean City, NJ
America's Greatest Family Resort
www.oceancityvacation.com





Table of Contents

| | |
|---|----|
| Standard Operating Procedures | 2 |
| Contacts | 3 |
| Directions | 4 |
| Audio | 5 |
| House Imposed Sound Limit | 8 |
| Lighting | 9 |
| Video | 11 |
| Video Requirements & Recommendations | 12 |
| Local Rental Houses | 13 |
| Load-in | 14 |
| Dressing Rooms | 15 |
| Venue Specs | 16 |

The Music Pier dates back to 1928 when construction began to create a new concert hall for the community that had just lost a large portion of the boardwalk to a fire in 1927. The Music Pier that you see today was dedicated on July 4, 1929 with much fanfare. The Music Pier lived up to its name with the Municipal Orchestra entertaining crowds twice a day, seven days a week. It was an Ocean City destination then as it is today.

The Historic Ocean City Music Pier is an entertainment venue suitable for a great variety of shows from stand-up comedy to musicals, and from soloists to the Ocean City Pops orchestra. Nationally renowned musicians and music groups make appearances at the Music Pier and various pageants call the Music Pier their home. The Ocean City Pops has a summer concert series from June through October that showcases the beautiful music of the orchestra as well as special guest appearances from critically acclaimed entertainers.

During our summer season our entertainment schedule is packed with multiple events daily and nightly shows. The following Standard Operating Procedures are detailed to help ensure each and every production runs as smoothly as possible.

Standard Operating Procedures

BOOKING & RENTALS

www.ocnj.us/FacilityUseApplication/

CONTRACT AGREEMENTS & ARTIST RELATIONS

Please contact the Special Events Coordinator for artist relations and contractual details.

TICKETS

The Music Pier Box Office can accommodate ticket sales when arranged in advance.

TRAVEL & LODGING

For details regarding travel and lodging accommodations per contract agreement please contact the Special Events Coordinator.

HOSPITALITY

Hospitality arrangements per contract agreement will be handled by the Special Events Coordinator.

TECHNICAL ADVANCE

Please contact the Technical Director at least one month prior to the show date to confirm technical details including house equipment, production schedule, and staffing.

PARKING

Please coordinate all parking needs for musicians, production staff, and technical support with the Technical Director. Prior approval for overnight parking is required to ensure our ability to accommodate the request.

MERCHANDISE

Please advise the Technical Director of any needs for Merchandise prior to the show date. Staffing requests need to be made in advance.

PACKAGE SHIPMENT

The Music Pier does not receive any deliveries directly. Please make arrangements ahead of time for any packages that will need to be shipped to the venue.

LOAD-IN

Typically the earliest time for scheduling load-in is 12pm because bikes are allowed on the boardwalk until that time. Concessions can be made for larger productions when requested in advance. Detailed on page 14.

LOAD-OUT

Load-out should conclude no later than 12am due to staffing considerations and city ordinances. Approval for exceptions must be requested in advance.

PERFORMER CURFEW

The curfew for performances is 10:30pm. This takes into account stage strike & load-out as well as staffing and city ordinances. Requests for exceptions will need to be made prior to the day of the performance to obtain approval and allow adequate time to make accommodations.

THEATRICAL SMOKE / FOG / HAZE

Any act or production requesting to use any theatrical smoke, fog, or haze must obtain approval in advance. Due to the nature of our HVAC system, any theatrical smoke, fog, or haze will require the fire alarm to be shut off. Adequate staffing is required to perform a "Fire Walk" during any time that the fire alarm is shut off.

SOUND LIMIT

The historic Ocean City Music Pier has a house imposed sound limit detailed on page 8.

Contacts

For details on Artist Relations such as hospitality, lodging and travel arrangements;

Samantha Heckler

Community Services Coordinator

609-525-9284

sheckler@ocnj.us

For questions and information regarding AV systems, load-in/out, and production schedules;

Michael Dress


Technical Director

609-525-9295

mdress@ocnj.us

Music Pier Shift Supervisor

609-418-3445



Directions

Ocean City Music Pier
825 Boardwalk
Ocean City, NJ 08226

For GPS to Load-in location use:
899 Moorlyn Terrace
Ocean City, NJ 08226

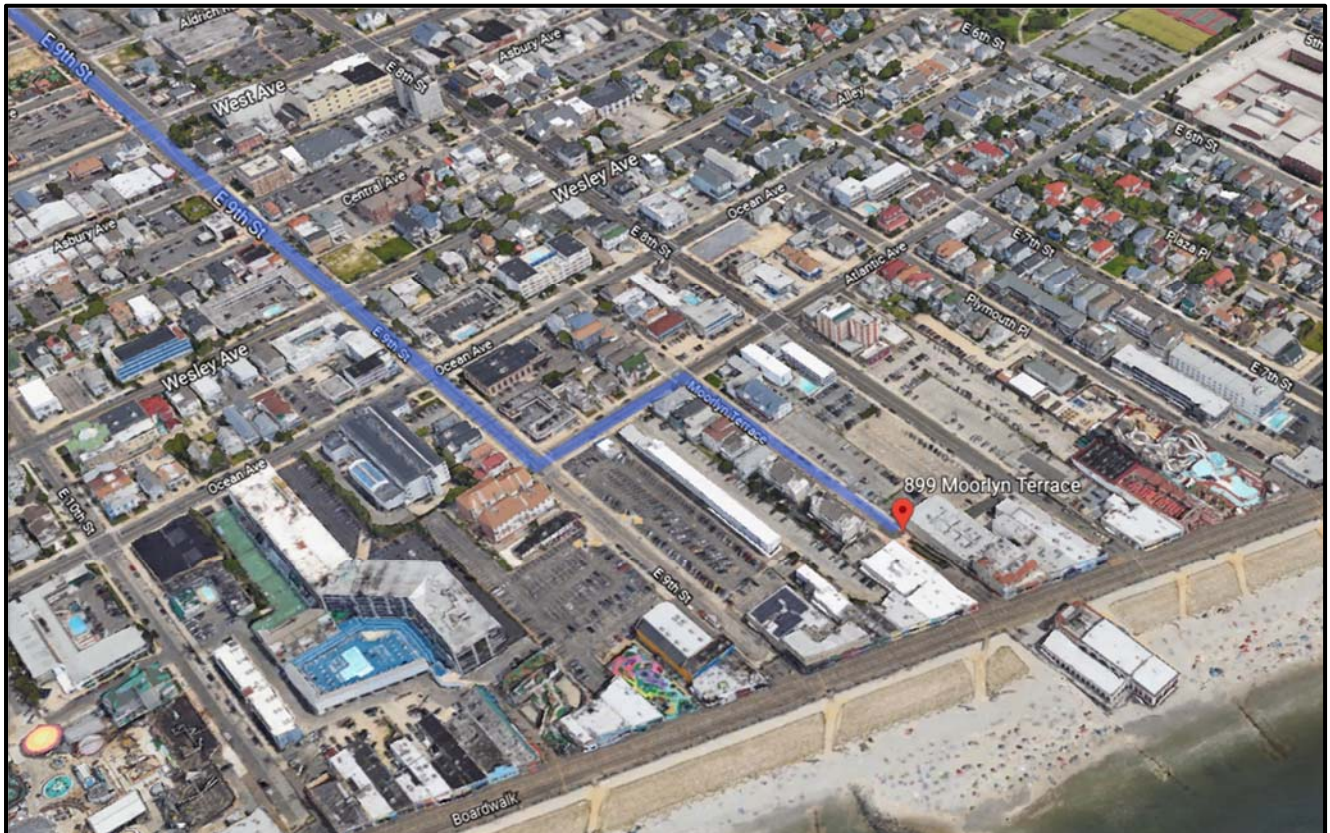
Directions to the Load-in location from the Garden State Parkway:

From North

- Take Exit 30 onto Laurel Dr.
- Continue onto MacArthur Blvd.
- Continue onto Stainton Memorial Causeway
- Continue onto 9th St.
- Turn Left onto Atlantic Ave.
- Turn Right onto Moorlyn Terrace
- Drive to the street end for Load-in (do not block parking lots)

From South

- Take Exit 29 onto US-9 N
- Turn right onto Atlantic 559/Somers Point - Mays Landing Rd.
- Turn right onto Stainton Memorial Causeway
- Continue onto 9th St.
- Turn Left onto Atlantic Ave.
- Turn Right onto Moorlyn Terrace
- Drive to the street end for Load-in (do not block parking lots)



Audio

SOUND BOOTH EQUIPMENT

- 1 – Yamaha Rivage PM7 digital mixing console with;
 - 1 – HY-256TL TWINLANE Card
 - 1 – MY8-AD96 8-channel Analog Input Card
 - 1 – MY8-DA96 8-channel Analog Output Card
- 1 – Middle Atlantic UPS-S1000R Uninterruptible Power Supply
- 1 – iPad Air with Yamaha Rivage PM StageMix
- 2 – Yamaha HS5 Monitor Speakers
- 1 – Yamaha CD-C600 5-Disc CD Changer
- 1 – Listen Technologies Assisted Listening System with;
 - 1 – LT-800 FM Transmitter
 - 4 – LR-4200 Intelligent DSP RF Receiver Packs (72 MHz)
- 1 – Dell Inspiron 15 Laptop with;
 - Focusrite Scarlett 2i2 Mic Pre & Reference Microphone
 - Smaart Di2 with real time SPL display
 - Lake Controller
 - VLC Player

MAIN SPEAKERS

Line Arrays

- 12 – Clair Brothers C8-i-90 True Fit with Custom Waveguides
 - 6 per side
 - Powered by Lab Gruppen D80:4L Lake Amplifiers

Cardioid Sub Array

- 4 – Clair Brothers CS218 Subwoofers
 - 2 main & 2 cardioid
 - Powered by Lab Gruppen D200:4L Lake Amplifier

Front Fills

- 4 – Clair Brothers FF2-HP
 - Powered by Lab Gruppen D40:4L Lake Amplifier

Delay Speakers

- 3 – Clair Brothers kiT12
 - Powered by Lab Gruppen D40:4L Lake Amplifier

Rear Speakers

- 2 – Clair Brothers kiT12
 - Powered by Lab Gruppen D40:4L Lake Amplifier

I/O RACK

- 1 – Yamaha RPi0622 (64 Inputs & 16 Outputs) with;
 - 2 – HY256-TL Cards
 - 4 – RY16-ML-SILK Cards
 - 1 – RY16DA Card
- 2 – Yamaha SWP1-8 Network Switches

MONITOR SYSTEM

- 1 – Yamaha QL5 digital mixing console
- 1 – iPad Air with Yamaha QL StageMix
- 10 – Clair Brothers 1AM+ Powered Stage Monitor
- 1 – Clair Brothers kiT-Sub+ Drum Sub
- 1 – Sennheiser G4 In-Ear Monitor System with;
 - 1 – SR IEM G4 Transmitter (A1 - 470-516 MHz)
 - 2 – EK IEM G4 Stereo Body Pack Receivers
- 11 - Ceiling Speakers in Green Room & Dressing Rooms

Audio

POWER

- 1 – Motion Labs Power Distro with;
 - 1 – Camlock In
 - 1 – Camlock Thru
 - 3 – L21-30 Out
 - 9 – L5-30 Out
 - 12 – 20a PowerCon Out
 - 6 – Edison Duplex Out

If Camlock tie-in is required for your production please contact the Technical Director in advance. You must provide your own Camlock feeder cable with reverse Ground & Neutral. (No lighting equipment in this distro. Please see lighting section for lighting power.)

MICROPHONES, WIRELESS

- 1 – Shure Digital Wireless System with;
 - 2 – ULXD4Q Quad Channel Receiver (G50 - 470-534 MHz)
 - 8 – ULXD2 Handheld Wireless Transmitters
 - 8 – SM58 Dynamic Capsules
 - 4 – Beta 87C Condenser Capsules
 - 2 – KSM9 Condenser Capsules
 - 8 – ULXD1 Wireless Bodypack Transmitters
 - 1 – WL93 Omnidirectional Lavalier Microphone
 - 4 – WL184 Supercardioid Lavalier Microphones
 - 8 – Pyle Pro Omnidirectional Earset Microphones

MICROPHONES, WIRED

- 2 – AKG C414-XLS Matched Pair Condenser Microphones
- 6 – AKG C214 Condenser Microphones
- 6 – AKG C1000S Condenser Microphones
- 1 – AKG C3000 Condenser Microphone
- 2 – AKG C535-EB Condenser Microphones
- 1 – AKG D112 Dynamic Microphone
- 2 – Audio-Technica AT851A Boundary Microphones
- 2 – Audix OM-5 Dynamic Microphones
- 6 – Countryman Type 85 FET Active Direct Boxes
- 2 – Crown PCC160 Boundary Microphones
- 6 – DPA 4099 Supercardioid Microphone with Violin or Horn Clips
- 4 – Whirlwind Passive Direct Boxes
- 2 – Crown PCC 160 Condenser Microphones
- 2 – Electro Voice N/D-308B Dynamic Microphones
- 2 – Electro Voice N/D-408B Dynamic Microphones
- 3 – Sennheiser e604 Dynamic Microphones
- 10 – Sennheiser MD421 Dynamic Microphones
- 1 – Shure Beta-52a Dynamic Microphone
- 1 – Shure Beta-57a Dynamic Microphone
- 1 – Shure Beta-58a Dynamic Microphone
- 4 – Shure Beta-87a Dynamic Microphones
- 2 – Shure KSM32 Condenser Microphones
- 9 – Shure SM57 Dynamic Microphones
- 3 – Shure SM58 Dynamic Microphones
- 2 – Shure SM81 Condenser Microphones

Audio

MICROPHONE STANDS

- 12 - Heavy Base Boom Stands
- 8 - Standard Boom Stands
- 3 - Light Weight Straight Stand with Height Clutch
- 4 - Straight Stands
- 6 - Short Boom Stands
- 2 - Short Straight Stands
- 6 - Goose Necks
- Mic Clips for all Microphones +

CABLE

- 2 – 50’ 12-pair sub-snake
- 3 – 25’ 12-pair sub-snake
- 1 – 15’ 12-pair sub-snake
- 3 – 25’ 6-pair sub-snake
- 1 – 15’ 6-pair sub-snake
- 2 – 50’ L5-20 to L5-20
- 3 – 25’ L5-20 to L5-20
- 2 – L5-20 to 6-duplex Edison box
- 1 – 50’ L5-20 to PowerCon
- 1 – 25’ L5-20 to PowerCon
- 4 – 50’ Edison quad box
- 6 – 25’ Edison quad box
- 6 – 10’ Edison quad box

The Ocean City Music Pier can provide cable for in-house microphones, speakers and playback equipment. If you are bringing in equipment please also bring all necessary cable.

COMMUNICATIONS

Clear-Com system with wired packs at the following locations;

- House
 - Sound Booth
 - HL Camcorder Position
- Mezzanine
 - Lighting Desk
 - Video Switcher
 - Remote Camera Control
 - HL & HR Spotlight Positions
- Stage
 - Monitor Desk – Stage Left Wing
 - Stage Right Wing

Two-way “Squawk Box” talkback setup between the Sound Booth and the Monitor Console position.

Audio

OCEAN CITY MUSIC PIER **HOUSE IMPOSED SOUND LIMIT**

Due to the unique design and acoustic nature of the historic Ocean City Music Pier, the City of Ocean City has found that 95dBA is the optimum maximum level for sound onstage and in the audience. This is crucial for the clarity of sound in this facility and for the safety and enjoyment of patrons and employees.

If an Artist exceeds 95dBA for more than ninety seconds at a time, as measured with calibrated reference microphones and an ANSI sound level meter on slow scale, measured at the sound booth located sixty seven feet from the edge of the stage on House Right and at the Stage Monitor Console located on Stage Left;

- 1) Artist will be responsible for any refund requests, which will be deducted at settlement;
- 2) Artist will release the City of Ocean City and its employees from any and all sound level and/or poor sound-related claims for damages;
- 3) Artist will relinquish control of the audio console to a City of Ocean City Audio Engineer;
- 4) Artist acknowledges that excessive sound level and/or poor sound quality will be a determining factor in future bookings.

Please note that crowd noise that often exceeds decibel levels generated from the performance is factored out of the metering process. The house provides an SPL monitor at Front of House which will display the real time SPL of the performance.

Lighting

CONTROL

- 1 – ETC Element-60 lighting console with;
 - 20 Dedicated Submaster Manual Faders
 - 40 Switchable Channel/Submaster Manual Faders
 - 500 Control Channels
 - 2 Full Universes of DMX Output
 - 10,000 Cues on 1 Cue List
 - 4 x 1000 Palettes (Intensity, Focus, Color, Beam)
 - 1000 Groups
 - 1000 Effects (relative, absolute or step)
 - 1000 Macros
- 2 – Standard Flatscreen Monitors
- 1 – Keyboard & Mouse
- Remote Focus via in-house IPad Air

DIMMING / POWER

- ETC L86 Dimmer Rack with 96 Dimmers + 4 Constant Circuits
- ETC 400 Amp Company Switch with
 - 2 sets of Camlock connectors located upstage in the Stage Left Wing.

If Camlock tie-in is required for your production please contact the Technical Director in advance.
You must provide your own Camlock feeder cable with reverse Ground & Neutral.
(No audio equipment in this switch. Please see audio section for audio power.)

INSTRUMENTS

- 15 - ETC Source Four with 36 Degree Lens
- 10 - ETC Source Four with 19 Degree Lens
- 12 - ETC Source Four with 50 Degree Lens
- 13 - Altman 1KL6-12 with 30 Degree Lens
- 8 - Altman 1KL6-12 with 12 Degree Lens
- 14 - Altman 3.5Q Ellipsoidals
- 22 - Altman Par 64 (1Kw)
- 9 - Altman 6" 165Q Fresnels
- 3 - Altman R40 3 Circuit Strip Lights
- 6 - Altman Single Cell Sky-Cycs
- 2 - Altman Tri Cell Sky-Cycs
- 2 - Lycian M2 Follow Spot
- 10 – Chauvet COLORband Pix LED Bar with
- 10 – Chauvet D-Fi USB for wireless DMX
- 1 – 40" Mirror Ball with Motor (available when requested in advance)

LIGHTING POSITIONS

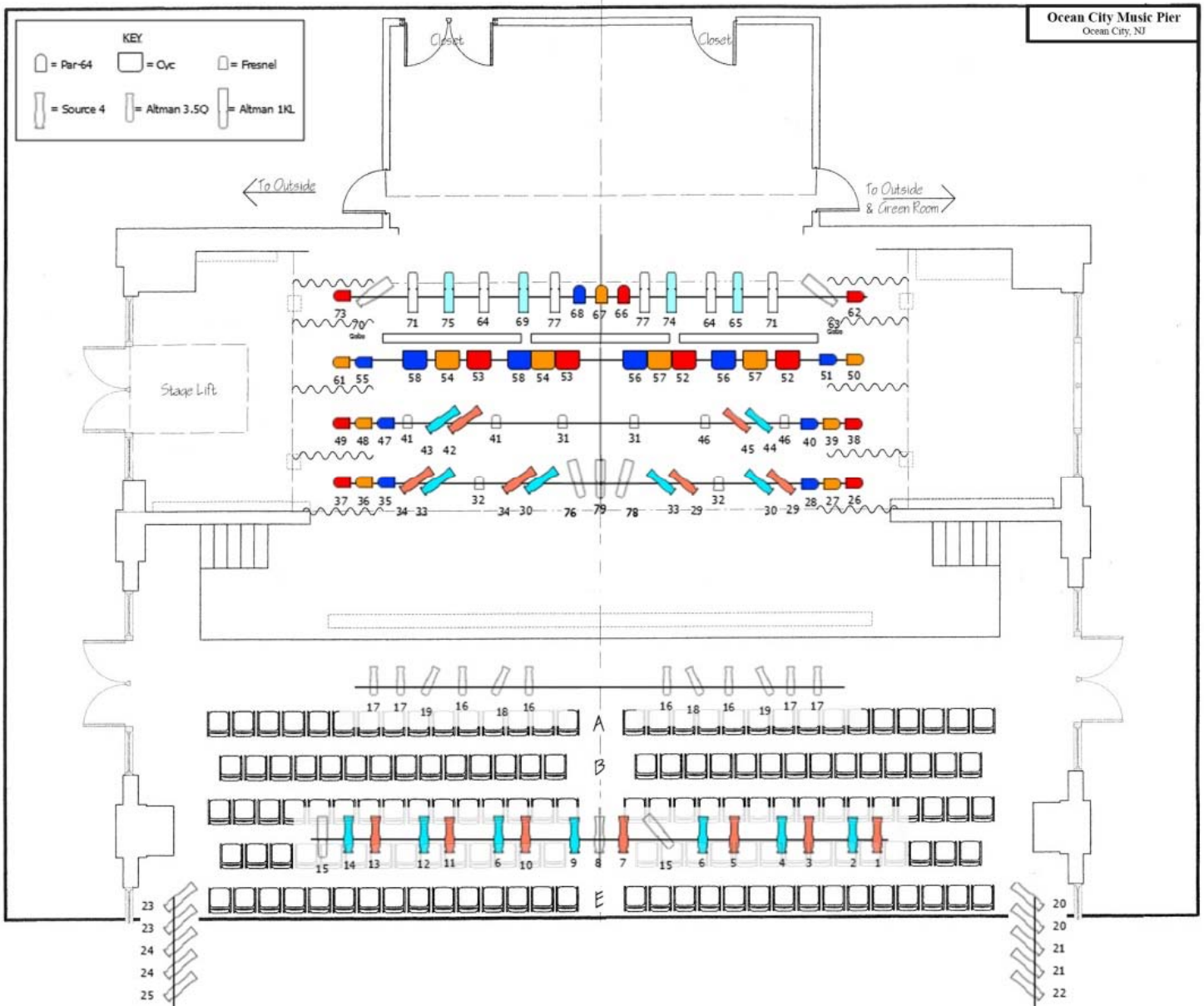
- 2 - FOH Light Trees (HL &HR) (3 circuits Per tree) (trim 8'5" to 15')
- 1 - FOH Proscenium Electric (Unistrut) (15 circuits) (trim – 19' 5")
- 1 - FOH Cove Position (4 circuits) (trim – 23')
- 4 - Floor Pockets & DS Trough (17 circuits + 3 constants)
- 5 - On Stage Lighting Positions
 - 1st elec. 12 circuits (trim – 17')
 - 2nd elec. 12 circuits (trim – 17')
 - 3rd elec. 12 circuits (trim – 17')
 - 4th elec. 0 circuits (Batten Only) (trim – 18'4")
 - 5th elec. 12 circuits (trim – 17')

Lighting

HOUSE REPERTORY LIGHTING PLOT

The Ocean City Music Pier Rep Lighting Plot has been designed utilizing available in-house equipment to accommodate a variety of different concerts, shows, and events efficiently. All lighting positions are dead-hung and instruments must be hung, circuited, & focused by a personal lift for onstage positions, a scissor lift for FOH positions, and the catwalk for Cove positions. Due to the nature of our special events schedule all performances within the season will need to use the House Rep Lighting Plot. Please contact the Technical Director in advance if you would like to discuss the possibility of bringing in your own additional lighting and/or effects equipment.

OCMP 2018 Rep Plot



Video

VIDEO BOOTH EQUIPMENT

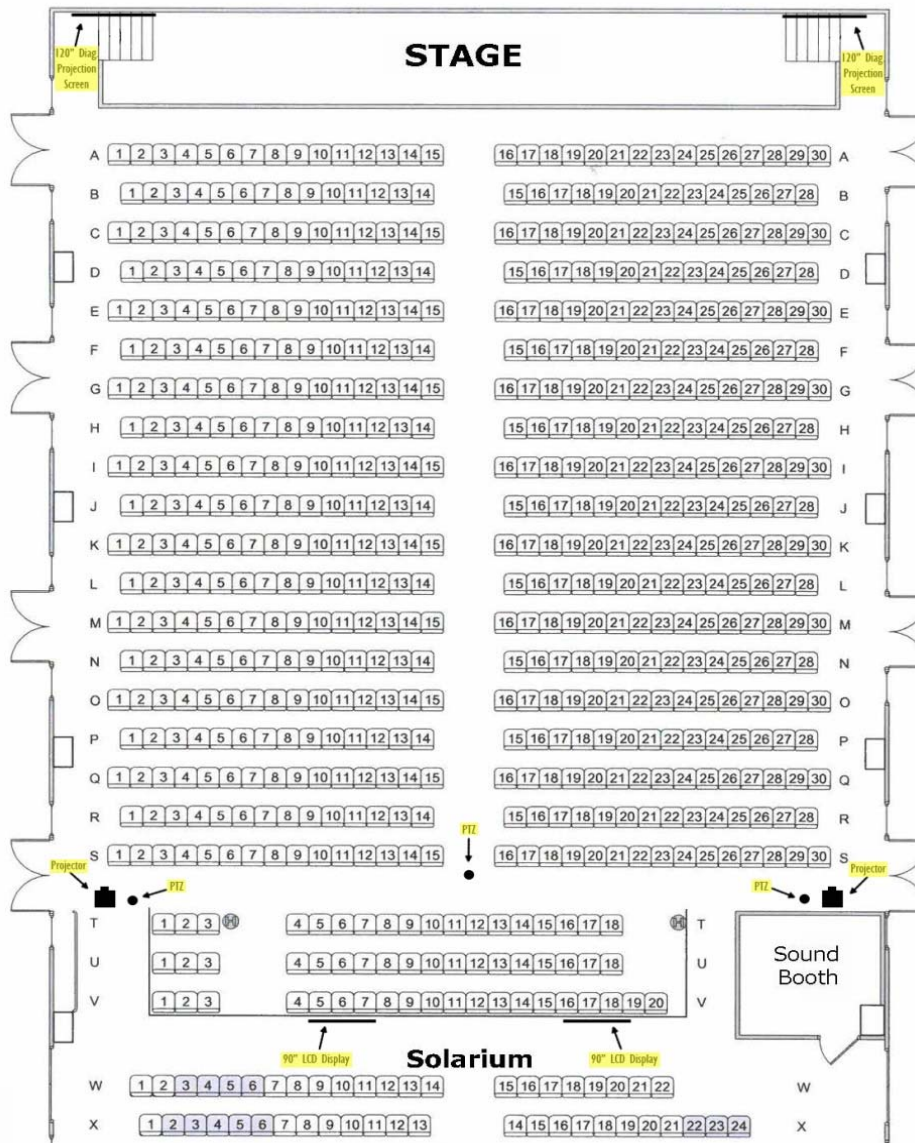
- 1 – Roland V-1200HD Multi-Format Video Switcher
- 1 – Roland V-1200HDR Switcher Control Surface
- 1 – Atlona AT-UHD-PRO3-88M 4K/UHD Dual-Distance Matrix Switcher
- 1 – Crestron RMC3 3-Series Room Media Controller
- 1 – Crestron TSW-760-B-S 7" Touch Screen Controller
- 2 – Dell P2417H 24" 1920x1080 LED Monitor
- 1 – Tascam BD-01U Blu-ray Player
- 1 – Dell Inspiron 15 Laptop
- 1 – JVC RM-LP100U PTZ Remote Camera Controller

PROJECTION & SCREENS

- 2 – Digital Projection 118-060 E-Vision Laser 10K WUXGA Projector
- 2 – Da-Lite 28848V Fixed Frame Screen 120" 16:9 Parallax 0.8
- 2 – Sharp PNLE901 90" 1080P LCD Video Monitor
- 1 – LG 49LW540S 49" Direct LED-Backlit LCD TV (Green Room)

CAMERAS & INPUTS

- 3 – JVC RM-LP100U PTZ Camera with 30X Zoom
- 1 – Canon XA35 Compact HD Camcorder with 20X Zoom
- 1 – Magnus VT-4000 Tripod with Fluid Head and Spider TR2 Tripod Riser
- 2 – SDI Inputs (Video Booth and SR Wing)
- 4 – HDMI Inputs (Video Booth, Sound Booth, SR Wing and SL Wing)
- 3 – VGA Inputs (Sound Booth, SR Wing and SL Wing)



Video

OCMP VIDEO SYSTEM REQUIREMENTS AND RECOMMENDATIONS

The Video System at The Ocean City Music Pier is comprised of projectors & screens, flat screen TVs, video cameras, a Blu-ray / DVD player, a media laptop, and inputs on stage. Additionally there is a flat screen TV in the Green Room.

This system can be utilized as simply as just monitoring the stage on the flat screen TV in the Green Room, to pre-show and intermission advertisements, to full production capabilities including video playback & slideshows as well as IMAG (Image Magnification – enlarged image of a performer or speaker to give audience members a better view).

Pre-show & Intermission

If you would like to provide your own Pre-show and/or Intermission content please contact the Technical Director at least one week prior to the show date. Arrangements will then be made to test the format of the content in advance to ensure smooth operation on the day of the event. For slideshows to be consistent it is recommended that you provide a PowerPoint presentation as this enables proper graphic sizing and deliberate background color. It is also advised to use large fonts for ease of reading from a distance.

Production Content

For production content, such as video playback or a slideshow, please contact the Technical Director at least one week prior to the show date. Arrangements will then be made to test the format of the content in advance to ensure smooth operation on the day of the event.

IMAG

If you would like to include IMAG in your production please submit your request via email to the Technical Director at least one month prior to your show date. This advance notice provides opportunity to review the request for approval as well as adequate time to put staff on the schedule to fill all of the required positions.

To provide your own source devices, such as computers & cameras, and/or your own technicians please coordinate with the Technical Director in advance. It is advised to test your equipment with the Video System prior to the show date to ensure smooth operation. Outside technicians should have some experience and permission for them to operate any part of the system is at the discretion of the Technical Director. Cameras will need the ability to send a live signal via SDI or Standard HDMI. For Laptops without HDMI Ports we can provide either “Mini DisplayPort to HDMI Adaptor” or “USB 3.1 to HDMI Adaptor” to get signal into the video system. Any questions regarding this Video System or any technical aspect of The Ocean City Music Pier should be directed to the contact information below.

Michael Dress
Technical Director
609-525-9295
mdress@ocnj.us

Local Rental Houses

EGI EVENT PRODUCTIONS SERVICES

1648 White Horse Pike
P.O. Box 297
Egg Harbor City, NJ 08215-0297
Phone: 609-965-6900
Fax: 609-965-3330
www.egipro.com

Located approximately 30 minutes away from our facility providing theatrical expendables as well as lighting and staging equipment rentals.

SPL SOUND SYSTEMS, INC

3450 Reilly Ct.
Vineland, NJ 08360
Toll-Free: 1-888-4-SPL-SOUND
Phone: 856-691-6690
Fax: 856-692-8439
www.splsound.com

Located approximately 1 hour away from our facility providing audio equipment and production support.

STARLITE PRODUCTIONS

9 Whittendale Drive
Moorestown, NJ 08057
Phone: 856-489-9000
Fax: 856-489-9001
www.starliteproductions.com

Located approximately 1½ hours from our facility providing lighting, video, audio and staging support as well as sales, rental and production services.

KD PRODUCTIONS

151 Porchtown Road
Newfield, NJ 08344
Phone: 856-422-0190
Cell: 609-457-9225
www.kd-pro.com

Located approximately 1 hour away from our facility providing AV equipment rentals as well as audio, backline & video production services.

FULL PRODUCTION SERVICES, INC

6760 Washington Ave, Bldg A
Egg Harbor Township, NJ 08234
Phone: 609-978-1330
Fax: 831-309-6746
www.go2FPS.com

Located approximately 20 minutes away from our facility providing lighting, video, and staging support as well as sales, rental, and production services.

Load-in

Equipment is unloaded at the end of Moorlyn Terrace at the boardwalk access ramp and pushed across the boardwalk. If necessary equipment can be transferred at street level to a city-owned stake body pick-up truck and transported across boardwalk when requested in advance. Stage-lift is available for transfer of equipment from boardwalk level to stage level. Stage lift is 6' x 8' with 6' of clearance & 4000lb. load capacity.



Dressing Rooms

The Green Room is located on the second floor accessible from a stairwell backstage left. There are four dressing rooms located off the Green Room. The third and fourth dressing rooms have a flexible wall that can be opened up for a larger room. Male and female bathrooms are also located off the Green Room and both are equipped with a shower.



Dressing Room #1



Dressing Room #1



Dressing Room #2



Dressing Room #3 & 4



Dressing Room #3



Dressing Room #4

Venue Specs

AUDITORIUM

Dimensions 57'11" wide x 75'11" long (see attached floor plan)
Seating 608 staggered

SOLARIUM

Dimensions 56' wide x 47'6" long (see attached floor plan)
Seating 322 staggered

TOTAL SEATING 930 STAGGERED

STAGE

Dimensions Apron 54' 7" wide x 8' deep x 3'5" high
Apron stair-stair 45' 4" wide
Proscenium arch 39' 7" wide x 16'7" high
Main Rag curtain-curtain 33' wide
Proscenium to rear arch depth 18'3"
Off-stage L&R 17' 6"L x 11' 8"W w/8' clearance
Backstage 29' 10" wide x 10' deep w/8' clearance
Stage lift available 6' x 8' with 6' of clearance for load in

Rigging Main curtain (track @ 18'9")
6 curtain legs (roto- pipe set at 17'6")
#1 teaser (bottom at 12'10")
#2 teaser (bottom at 14'7")
Screen (14'10")
#3 teaser (bottom at 13'9")
Rear traveler (track at 17'9")
1 personal lift (Sky Jack)
1 multi-person scissors lift (Sky Jack)

MISCELLANEOUS STAGING

Acoustic Panels Wenger 7-piece roll away Acoustic Shell (6' wide x 13' 11" high)
1 – ClearSonic A2466x5 5-panel Drum Plexi (120" wide x 66" high)
1 – ClearSonic A2448x3 3-panel Acoustic Plexi (72" wide x 48" high)
4 – Wenger Acoustic Shield

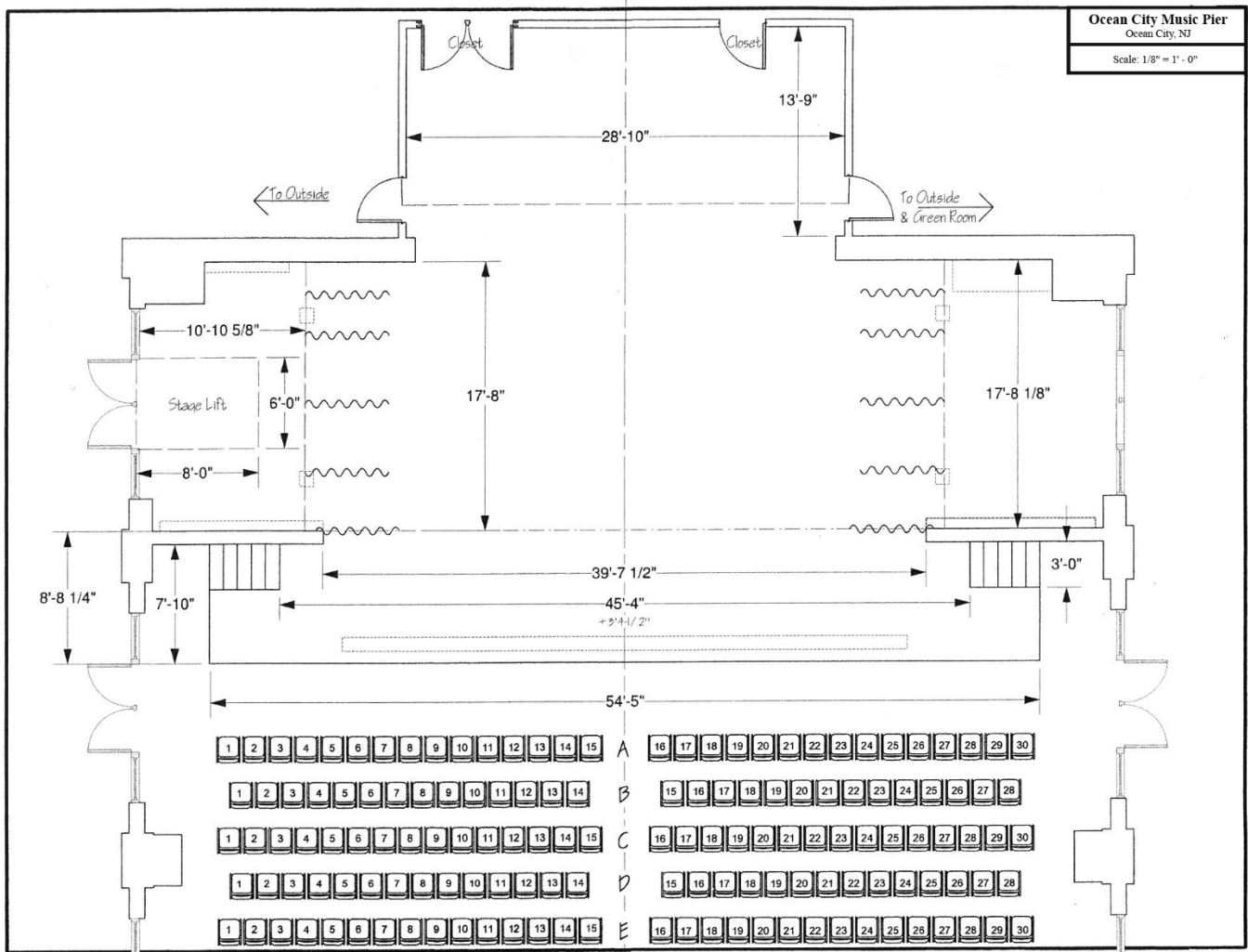
Risers 6 – Wenger 4' x 8' (8" & 16" legs)
1 – 8" Conductor Riser
4 – Wenger 4' x 8' Runway Risers
7 – Wenger 3-Step Choral Risers

Chairs 34 – Wenger Standard Orchestra Chairs
3 – Wenger Cello Chairs
100+ Folding Chairs available for stage use
4 – Black Metal 30" Backless Barstool

Music Stands 17 – Wenger Standard Black
18 – Manhasset M48 Symphony Black
1 – Wenger Conductor's Stand
35 – Music Stand Lights
1 – Podium/Lectern

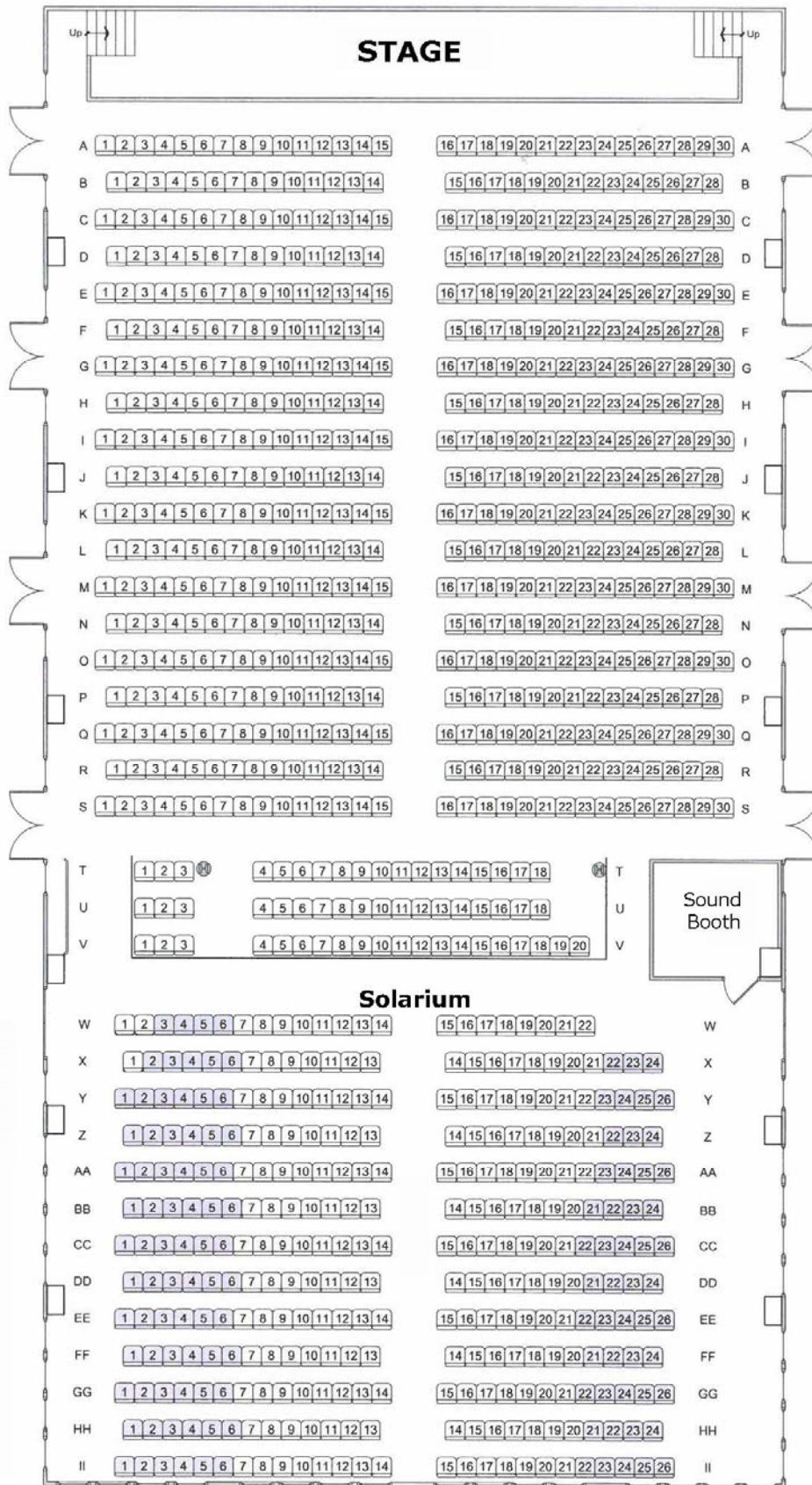
Instruments Yamaha C7 Grand Piano
Yamaha CVP 307 Clavinova

Venue Specs



Venue Specs

GENERAL SEATING CHART

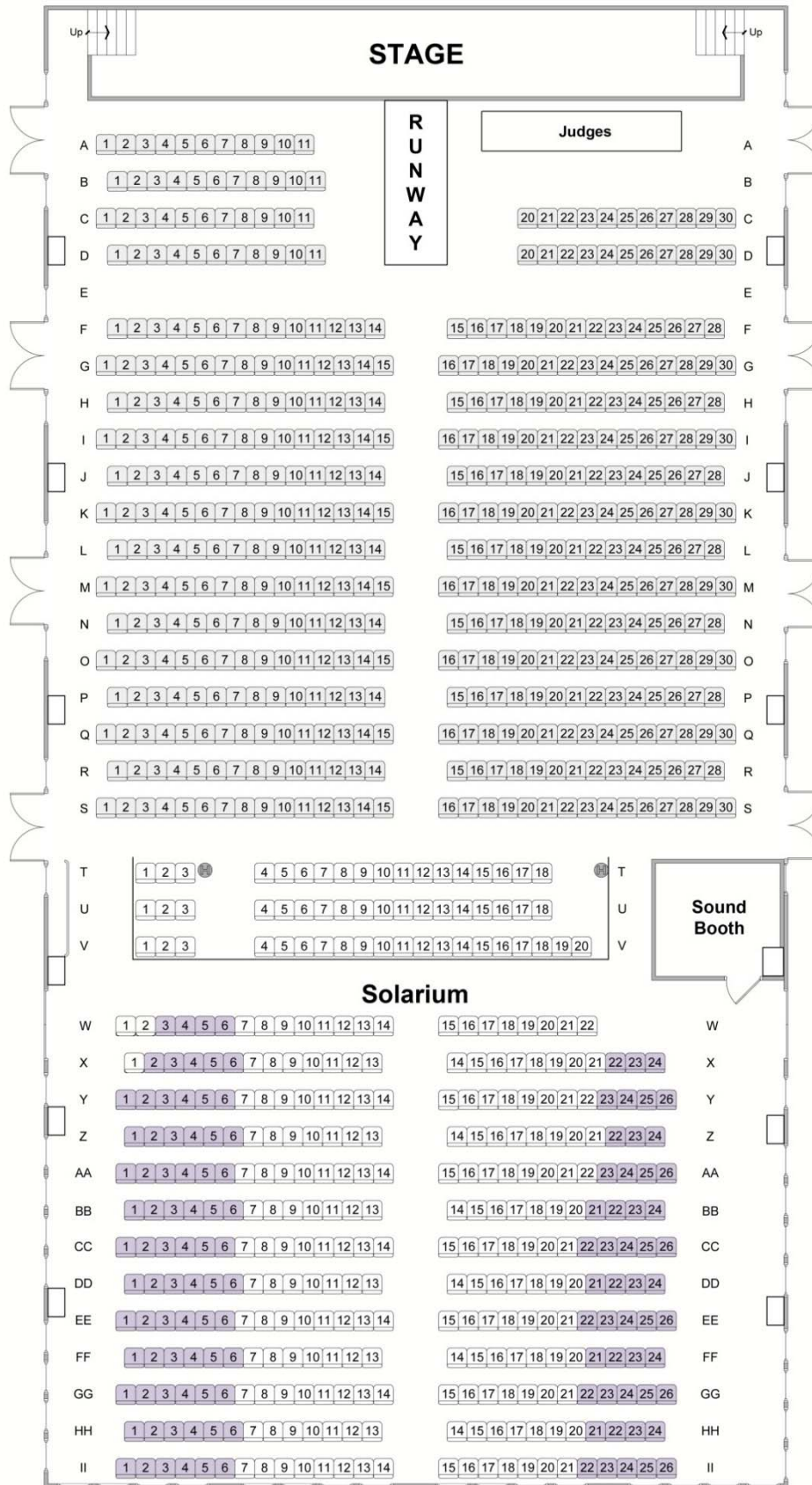


Ocean City Music Pier General Seating

Seating areas shaded in the Solarium may have obstructed view.

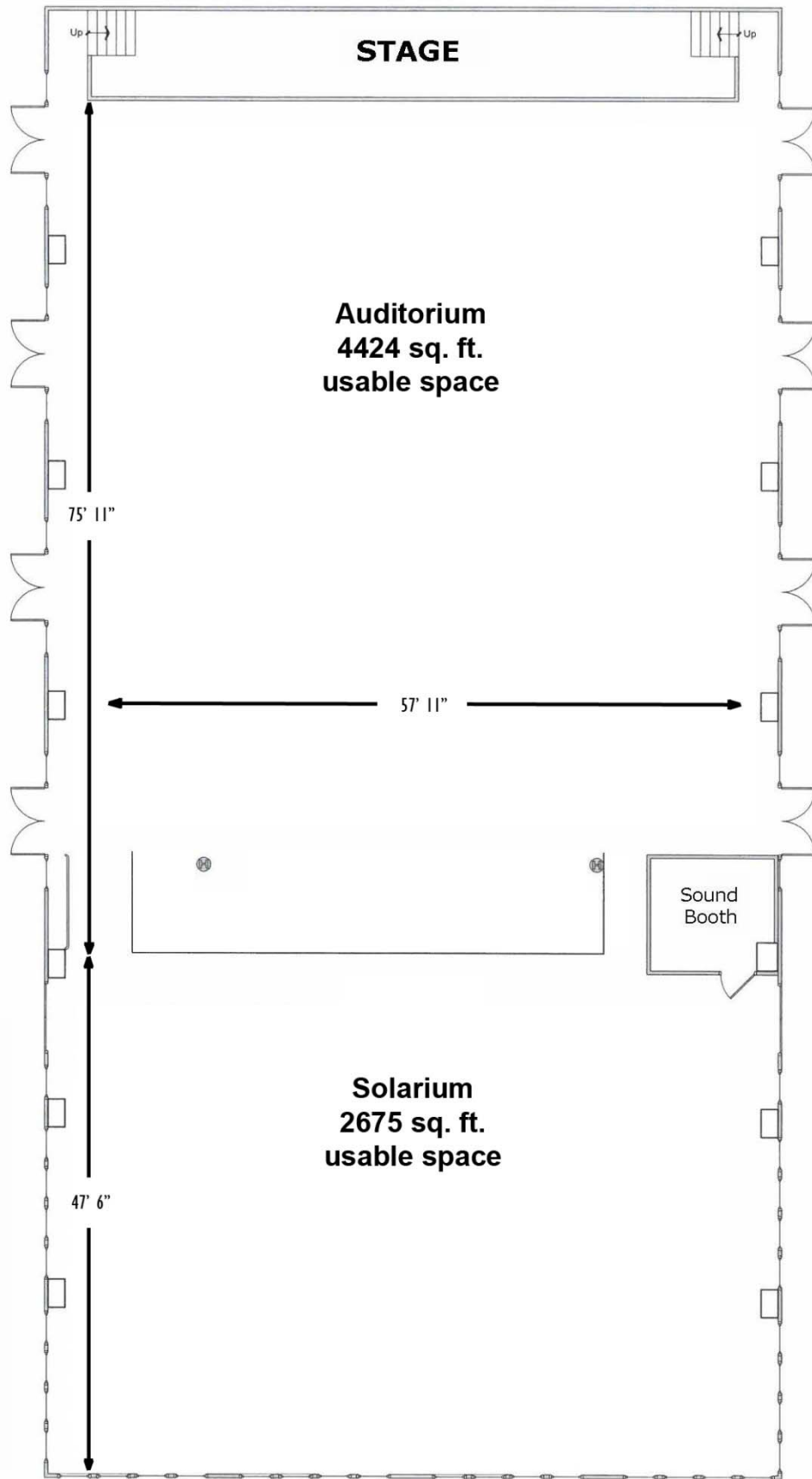
Venue Specs

PAGEANT SEATING CHART



Ocean City Music Pier Pageant Seating
Seating areas shaded in the Solarium may have obstructed view.

Venue Specs







City of Ocean City, NJ

America's Greatest Family Resort
www.oceancityvacation.com

